

Citizen's Oversight Committee

Agenda Item 6 - Fiscal Year 2024/2025 Draft Budget

May 22, 2024



Contents

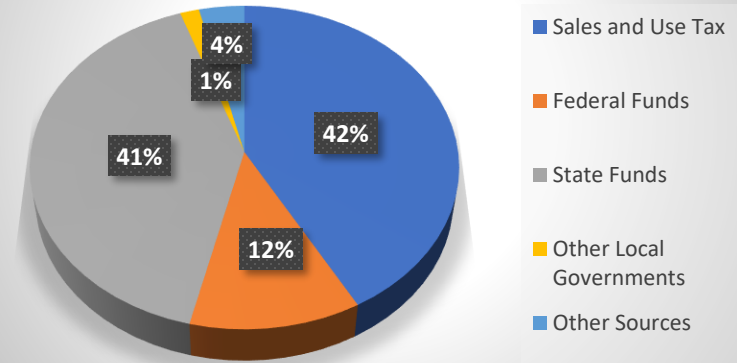
- Passenger
 - Revenue
 - Expenditures by Objectives – Ridership
 - Expenditures by Objectives – Pathway
 - Expenditures by Objectives – Extensions
 - Capital & State of Good Repair
 - Fund Balance & Reserves
- Freight
 - Revenues
 - Expenditures
 - Fund Balance & Reserves

Passenger – Revenues

Estimated Revenues

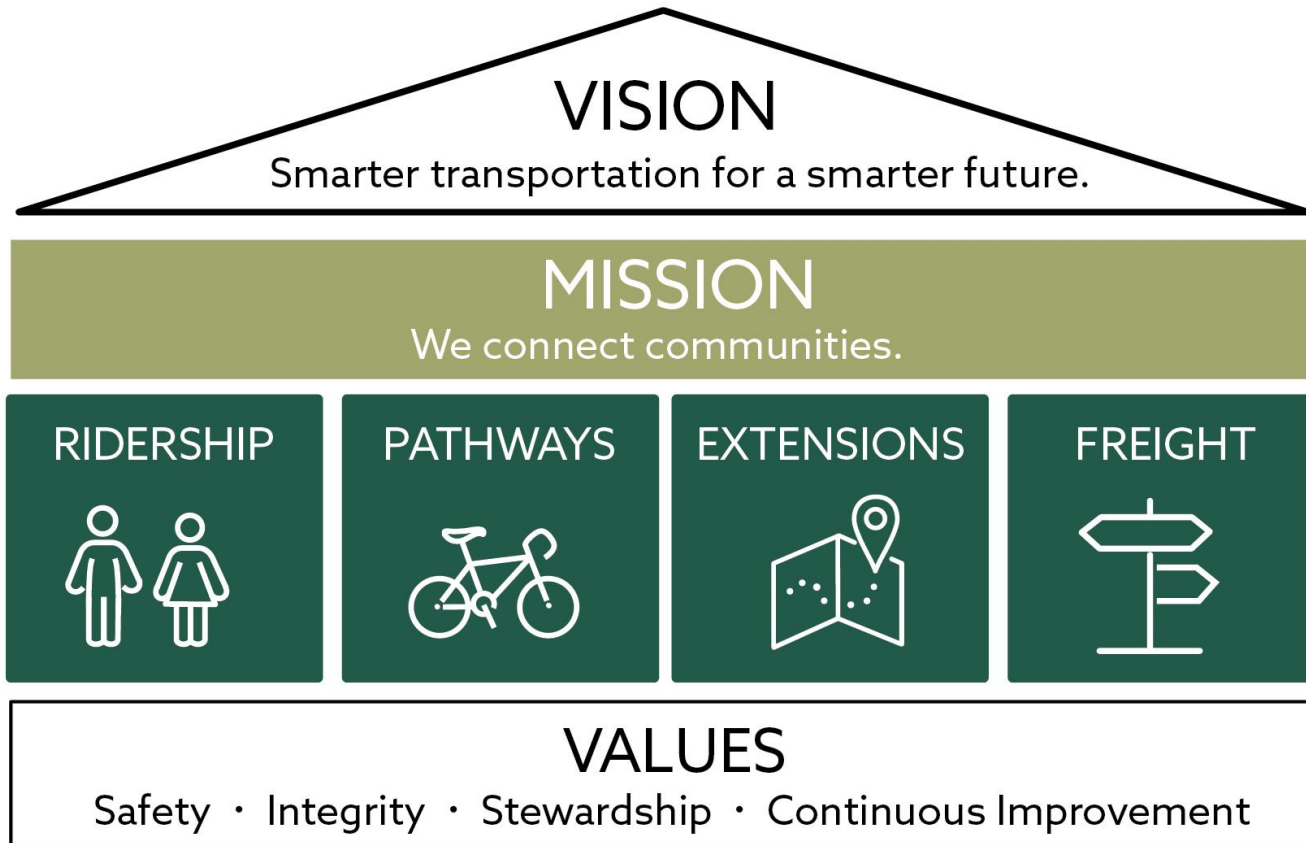
	FY25 Budget
2 Revenues	
3 SMART S&U Tax	
4 Measure Q	\$ 50,426,000
5 Federal Funds	
6 5307 - Urbanized Area Formula Funds (Preventative Maintenance)	\$ 3,770,292
7 5337 - Federal State of Good Repair Funds	\$ 6,350,000
8 Discretionary Earmark	\$ 1,800,000
9 FRA - Consolidated Rail Infrastructure and Safety Improvements (CRISI)	\$ 1,499,298
10 FRA Suicide Prevention Grant	\$ 15,943
11 Quick Strike (CMAQ) McInnis to Smith Ranch Rd)	\$ 789,308
12 State Funds	
13 AHSC - Roseland Village (Round5)	\$ 2,263,161
14 AHSC - Kashia Tribe (Round 7)	\$ 750,000
15 AHSC - Petaluma (Danco)	\$ 2,549,485
16 ATP - SoCo Pathway - CTC/Caltrans/MTC	\$ 8,104,983
17 Caltrans Sustainability Communities Competative Planning Grant	\$ 390,000
18 Clean California Transit Grant	\$ 881,316
19 LCTOP - Low Carbon Transit Operating	\$ 566,356
20 LPP - Local Partnership Program	\$ 789,308
21 ITIP - Windsor Systems	\$ 3,230,381
22 SCC - Windsor	\$ 13,341,386
23 SRA - State Rail Assistance	\$ 3,700,000
24 STA - State Transit Assistance (Population)	\$ 1,162,223
25 STA - State Transit Assistance (Revenue)	\$ 2,451,807
26 STA - SGR (State of Good Repair)	\$ 340,634
27 State Funds - Shuttle Service	\$ 500,000
28 TIRCP - Petaluma North and McDowell Crossing	\$ 6,774,657
29 TIRCP - Windsor to Healdsburg	\$ 1,450,000
30 Regional Funds	
31 Measure M - SCTA	\$ -
32 Other Governments	\$ 613,987
33 Regional Measure 3 (RM3)	\$ 1,276,000
34 Other Sources	
35 Advertising	\$ 132,100
36 Charges for Services	\$ 109,564
37 Fare Revenues	\$ 2,215,290
38 Interest Earning	\$ 1,500,000
39 Misc.	\$ 54,257
40 Parking	\$ 11,400
41 Rent - Real Estate	\$ 479,636
42 Shuttle Revenues	\$ 1,200
43 Total Revenues	\$ 120,289,972

FY25 Estimated Revenue - Passenger



Passenger – Expenditures

Proposed Expenditures by Objective



Ridership – Strategies & Expenditures

- Finish construction and open Petaluma North Station
- Complete Windsor Extension and open Windsor Station
- Implement two additional round trips
- Continue Youth and Seniors Ride Free Program
- Public Information Sign Design and Implementation
- Additional shuttle service location(s)
- Work with Transit Providers to improve Bus/Ferry Connections
- Undertake Quality of Life Study
- Continuation of Enhanced Marketing Plan
- Continue monitoring the system/ridership and adjusting where necessary
- Ridership Estimate: 904,200 (nearly 10% increase from FY24)

Ridership	FY25
First/ Last Mile Connections - Microtransit at Airport Station, Implement other location(s)	\$ 1,000,000
Continue Enhanced Marketing Plan	\$ 200,000
Quality of Life & Economic Impact Assessment	\$ 390,000
Public Information Display Signs at Platforms	\$ 550,000
Website Redesign	\$ 500,000
Automated Station Announcements	\$ 34,000
Planning	\$ 50,000
Direct Operations	\$ 20,514,343
- Additional Weekday Service	
- Additional Event Service Based on Demand	
- Additional Operations Cost to extend to Windsor	
Administration	\$ 18,498,968
Operations	\$ 11,244,231
Total	\$ 52,981,541

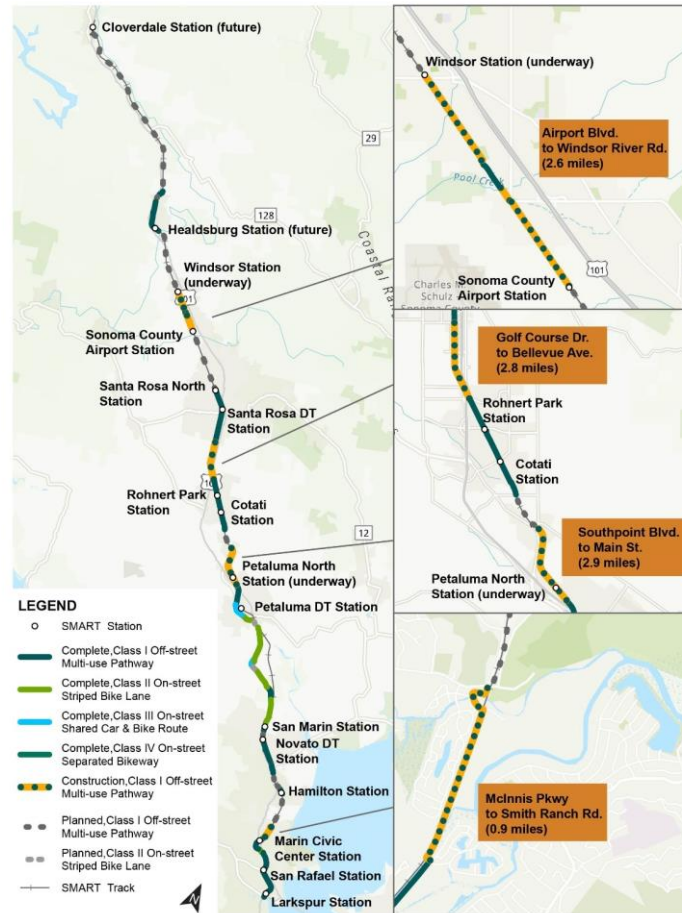
Pathway – Strategies & Expenditures

- Construct funded segments of the Pathway
 - Santa Rosa to Windsor Pathway (part of Windsor Extension)
 - Segments 2 and 3 of the Sonoma County Pathway (part of Petaluma North Project)
 - Complete McInnis to Smith Ranch Road
- Seek out grant funding to construct further segments of Pathway
 - Hanna Ranch Rd to Vintage Way
 - Guerneville Rd to Airport Blvd
- Complete design and permitting of Pathways
- Implement wayfinding program

Pathways	FY25
Construct Funded Segments of the Pathway	
- McInnis to Smith Ranch Pathway	\$ 1,620,233
- Sonoma County Pathways	\$ 17,556,937
- Joe Rodota to Third Street	\$ 465,986
- Hanna Ranch to Vintage Way Pathway	\$ 200,000
- Guerneville Road to Airport Blvd. Pathway	\$ 200,000
Design and Permit Pathways	
- Marin- Sonoma Pathways	\$ 1,304,423
- Marin Pathways	\$ 4,038,421
- Puerto Suello to San Pedro Road	\$ 708,227
Wayfinding Program	\$ 731,316
Pathway Specific Maintenance	\$ 145,700
Administration	\$ 1,744,220
Operations	\$ 1,252,579
Total Pathways	\$ 29,968,042

Pathways – Segments under Construction

SMART PATHWAY MAP



Pathways - Expenditures

- Complete design and permitting of pathway segments
 - Marin-Sonoma Pathways - \$1,304,423 (6.2 miles)
 - Main Street to East Railroad Avenue (1.48 miles)
 - Joe Rodota Trail 3rd Street (0.06 miles)
 - Santa Rosa Downtown Station to 6th Street (0.04 miles)
 - Guerneville Road to West Steele Lane (0.32 miles)
 - West Steele Lane to San Miguel Boulevard (1.2 miles)
 - San Miguel Boulevard to Airport Boulevard (3.1 miles)
 - Marin Pathways - \$4,038,421 (5.95 miles)
 - Smith Ranch Road to Main Gate Road/ Novato - Hamilton Station (2.65 miles)
 - State Access Road to Bay Trail (1.4 miles)
 - Hanna Ranch Road to South Side of Novato Creek (1.26 miles)
 - Grant Avenue to Olive Avenue (0.26 miles)
 - Olive Avenue to Rush Creek Place (MP 27.85 to 28.5 – 0.38 miles)
 - Puerto Suello to San Pedro Road - \$708,277

Extensions – Strategies and Expenditures

- Open Petaluma North Station
- Complete Windsor Extension and open Windsor Station
- North Extension to Cloverdale
 - Design and Build Portions that are Funded
 - Extension to Healdsburg Partially Funded – Design and Partial Construction
- Continue effort to get Extensions into Plan Bay Area
- East/ West Rail
 - Continue participation in Highway 37 corridor activities
 - Work with partners to incorporate rail into the project
 - Complete Caltrans rail service plan analysis
 - Partner with Caltrans and FRA Corridor ID Program through SMART East-West project development and subsequent phases

Extensions	FY25
Santa Rosa to Windsor	\$ 23,715,963
Windsor Pedestrian Undercrossing	\$ 1,776,000
Windsor to Healdsburg	\$ 3,250,000
Petaluma North Station	\$ 7,549,424
McDowell Crossing	\$ 1,664,485
Total	\$ 37,955,872

Petaluma North Project Funding Plan

Petaluma In-fill Station, SoCo Pathways, North McDowell Project				
<i>Petaluma North Station</i>	FY24	FY25	FY26	Total
City of Petaluma	\$ 2,000,000	\$ -	\$ -	
Measure M - Sonoma County	\$ 816,647	\$ -	\$ -	
TIRCP - Petaluma North Funding	\$ 2,746,530	\$ 6,774,657	\$ -	
AHSC - Danco	\$ -	\$ 895,000	\$ -	
AHSC - Danco Solar	\$ -	\$ -	\$ 1,300,000	
Totals	\$ 5,563,177	\$ 7,669,657	\$ 1,300,000	
Project Total				\$ 14,532,834
<i>Sonoma County Pathway</i>				
	FY24	FY25	FY26	Total
ATP - SoCo Pathway - CTC/Caltrans/MTC	\$ 2,651,942	\$ 8,104,983	\$ -	
Measure Q	\$ 605,936	\$ 9,451,954	\$ -	
Totals	\$ 3,257,878	\$ 17,556,937	\$ -	
Project Total				\$ 20,814,815
<i>McDowell Crossing</i>				
	FY24	FY25	FY26	Total
TIRCP - McDowell Crossing	\$ 578,816	\$ -	\$ -	
Measure Q	\$ 936,459	\$ 9,999	\$ -	
AHSC - Danco	\$ 645,515	\$ 1,654,485	\$ -	
Totals	\$ 2,160,790	\$ 1,664,484	\$ -	
Project Total				\$ 3,825,274
<i>McDowell Paving</i>				
	FY24	FY25	FY26	Total
City of Petaluma	\$ 886,712	\$ -	\$ -	
Project Total				\$ 886,712



Windsor Extension Funding Plan

Santa Rosa to Windsor				
Civil Work	FY24	FY25	FY26	Total
SCCP - Windsor	\$ 16,658,614	\$ 13,341,386		
AHSC - Windsor (Kashia Tribe/ Windsor/ Burbank Housing)	\$ 750,000	\$ 750,000		
AHSC - Windsor (City of Santa Rosa/ Mid-Pen)	\$ 2,038,161	\$ 2,038,161		
Measure Q	\$ -	\$ 625,829	\$ 120,000	
Total	\$ 19,446,775	\$ 16,755,376	\$ 120,000	
Project Total				\$ 36,322,151
Systems Work				
State ITIP - Windsor Systems Work	\$ 6,769,619	\$ 3,230,381	\$ -	
FRA - CRISI Santa Rosa to Windsor (Most billed out prior)	\$ 250,000	\$ 1,499,298	\$ -	
Measure Q	\$ -	\$ 1,335,074	\$ -	
Total	\$ 7,019,619	\$ 6,064,753	\$ -	
Project Total				\$ 13,084,372
Ped Grade Separation				
SCTA RM3 - Ped Grade Separation	\$ 1,524,000	\$ 1,276,000	\$ -	
City of Windsor - Ped Grade Separation	\$ 1,000,000	\$ 500,000	\$ -	
Total	\$ 2,524,000	\$ 1,776,000	\$ -	
Project Total				\$ 4,300,000
Utility Crossings				
Town of Windsor	\$ 307,100	\$ 100,000	\$ -	
Project Total				\$ 407,100



Healdsburg Estimated Extension Funding Plan as of FY24

Windsor to Healdsburg					
<i>Design and Construction</i>	FY 24	FY 25	FY 26	FY 27	Total
FRA CRISI - Windsor to Healdsburg (Still to be decided by FRA)	\$ -	\$ -	\$ 14,070,000	\$ 14,070,000	
Federal FY 23 Earmark - Windsor to Healdsburg	\$ -	\$ 1,800,000	\$ -	\$ -	
State TIRCP - Windsor to Healdsburg	\$ -	\$ 1,450,000	\$ 16,444,000	\$ 16,444,000.0	
RM3 - Windsor to Healdsburg	\$ -	\$ -	\$ 8,508,000	\$ 31,492,000	
Measure M Sonoma County - Windsor to Healdsburg	\$ -	\$ -	\$ 1,000,000	\$ 1,000,000	
Future Grants	\$ -	\$ -	\$ -	\$ 54,122,000	
Total	\$ -	\$ 3,250,000	\$ 40,022,000	\$ 117,128,000	
Project Total					\$ 160,400,000

Expenditures – Salaries & Benefits

- Compensation Study Implementation
 - Non-represented employees:
 - New, wider salary bands and elimination of salary steps
 - COLA recommendation is 3%
 - Up to 5% total increase (including COLA) for those not at the top of the pay range
 - Represented Employees
 - Consistent with CBAs
- Benefits
 - Overall Increase of 10%
- Salaries and Benefits of current positions \$27,147,608
- New Positions
 - 6 new FTE positions, 2 limited positions, 1 new intern
 - Budget impact \$1,038,000 inclusive of benefits

Capital & State of Good Repair

Department	Project	Total FY25 Amount
Admin		
Information Systems	Petaluma Voicemail Server	\$ 6,000
	6 UPSs in Petaluma	\$ 33,000
	Petaluma Print Server	\$ 5,000
	Access Control Server	\$ 14,000
	PET Internet Routers (Primary & Secondary)	\$ 37,000
	PET Firewalls and Switches (Active and Standby)	\$ 37,000
	PET Internal Routers (Primary and Secondary)	\$ 37,000
	PET CCTV Network PoE Switches (2)	\$ 10,000
	PET VPN Concentrator	\$ 11,550
	PET Access Control / Security Camera Network Switch	\$ 6,000
	Roblar Cisco Switches - C&D, S&U, CCTV POE	\$ 15,750
	Roblar Avaya Phone System and switch	\$ 10,000
	OMF Server	\$ 6,000
	Bridge/Tunnel CCTV Servers and Video Appliance	\$ 81,060
	ROC Avaya Phone System and switch	\$ 10,500
	ROC VPN Concentrator	\$ 11,550
	ROC IPSec Router to Marin County AVL	\$ 26,000
	ROC IPSec Router to Sonoma County AVL	\$ 26,000
	ROC Fiber Switch CDC to MPOE; CDC to IDF (2 switches)	\$ 12,000
	ROC Point-of-Entry Routers (Primary & Secondary)	\$ 50,000
	ROC Point-of-Entry Switches (Primary & Secondary)	\$ 10,000
	2 Backup Servers - ROC and PET	\$ 14,000
	Radio System Upgrade	\$ 287,500
	Board Meeting AV Equipment (Cameras, Audio Mixer, Video Board)	\$ 15,000
	Automated Station Announcements	\$ 34,000
Total		\$ 805,910

Capital & State of Good Repair

Department	Project	Total FY25 Amount
Operations		
Non-Revenue Vehicles	F-350 Hi-Rail	\$ -
	Ram Truck	\$ -
	Ram Truck	\$ 50,000
	F350 Extended Cab XL (Hi-Rail)	\$ -
	F250 Crew Cab w/ Harbor Body	\$ 75,000
	F350 Extended Cab XL (Hi-Rail)	\$ 75,000
	F250 W/ Harbor Body (2 axle)	\$ 75,000
	F150 Crew Cab XL (2 axle)	\$ 48,000
	F150 Crew Cab XL	\$ 48,000
	Used Hyrail boom Truck	\$ 200,000
Total		\$ 571,000
Shuttle	Larkspur Train & Ferry Shuttle Electrification Project	\$ 100,000
Total		\$ 100,000
Train Control	Dispatch Software	\$ 2,500,000
Total		\$ 2,500,000
Track, MOW, & Facilities	Joints (Insulated/ Welded)	\$ 29,700
	Train Control Systems & Communications	\$ 62,862
	FY25 Guideway & Trackwork - Mainline (Surfacing)	\$ 345,338
	Power drop - Fulton	\$ 30,000
	Fabric Building - Scrubber storage, garage	\$ 30,000
	Backup generator at Roblar	\$ 50,000
	Generator Plug Retrofit at all Platforms	\$ 20,489
Total		\$ 568,389
Equipment & Machinery	New DMU Cameras	\$ 1,200,000
Total		1,200,000.00
Revenue Vehicles (DMUs)	Purchase spare Auxillary Power Supply (Parts)	\$ 250,000
	Master Control Overhaul	\$ 175,804
	Shift Cylinders / Valve Blocks (parts)	\$ 70,000
	FY25 DMU Air Brake Overhaul and Air Supply Unit- Fleet Material Lead Time	\$ 701,414
	Energy Cushion Device Crash System	\$ 150,000
	Truck sus. Replacement (Parts)	\$ 150,000
	Fire Sup. System, PKP	\$ -
	Engineer Seat Replacement	\$ 50,000
	Placeholder (LED's) (Parts vs Project)	\$ 200,000
	Event Recorder Overhaul	\$ 54,000
Total		\$ 1,801,218.00



Capital & State of Good Repair

Department	Project	Total FY25 Amount
Engineering		
Expansion		
	Santa Rosa Airport Station to Windsor Station	\$ 23,715,963
	Windsor Station to Healdsburg Station	\$ 3,250,000
	Windsor Pedestrian Undercrossing	\$ 1,776,000
	Petaluma North Station	\$ 7,549,424
	N. McDowell Boulevard Crossing Reconstruction	\$ 1,664,485
Total		\$ 37,955,872
Miscellaneous		
	Joe Rodota Trail to 3rd St Traffic Signal Design (City of Santa Rosa)	\$ 13,987
	Town of Windsor Utility Crossings (CNPA)	\$ 100,000
Total		\$ 113,987
Department	Project	Total FY25 Amount
Pathways		
	Marin - Sonoma Pathway Design & Permitting	\$ 1,304,423
	Marin Pathway Design & Permitting	\$ 4,038,421
	McInnis Pkwy to Smith Ranch Rd NMP Permitting	\$ 41,617
	McInnis Pkwy to Smith Ranch Rd NMP Construction	\$ 1,578,616
	Joe Rodota Trail to 3rd St NMP Design and Construction	\$ 465,986
	Hanna Ranch Rd to Vintage Wy NMP Construction	\$ 200,000
	Guerneville Rd to Airport Blvd NMP Construction	\$ 200,000
	SoCo NMP Gap Closure Construction (Segments 2 & 3)	\$ 17,556,937
	Puerto Suello Tunnel NMP Design	\$ 708,227
	Pathways - Slurry seal 2 miles	\$ 115,200
	Pathway Wayfinding - Fabrication & Installation	\$ 731,316
Total		\$ 26,940,744
Department	Project	Total FY25 Amount
Environmental/Mitigation		
	San Rafael Creek Riparian Construction & Monitoring (Larkspur Mitigation)	\$ 31,641
	Las Gallinas Riparian Enhancement & Monitoring	\$ 19,225
	Mira Monte Resortation	\$ 9,000
	Petaluma Riparian Construction & Monitoring (SoCo NMP Seg 1 & 2)	\$ 43,287
	Crane Creek Riparian Monitoring (SoCo NMP Seg 3 and Guerneville NMP)	\$ 618,798
	Helen Putnam Riparian Monitoring (McInnis NMP)	\$ 601,398
	Windsor Riparian Mitigation Monitoring	\$ 15,318
Total		\$ 1,338,666



Summary

Revenues	FY24 Amended Budget	FY25	Difference
SMART S&U Tax	\$ 50,031,000	\$ 50,426,000	\$ 395,000
Federal Funds	\$ 5,749,081	\$ 14,224,841	\$ 8,475,760
State Funds	\$ 47,746,437	\$ 49,245,697	\$ 1,499,260
Other Sources	\$ 3,021,327	\$ 4,503,447	\$ 1,482,120
Regional Funds	\$ 8,221,921	\$ 1,889,987	\$ (6,331,934)
Total Revenues	\$ 114,769,766	\$ 120,289,972	\$ 5,520,206
Expenditures	FY24 Amended Budget	FY25	Difference
Debt Service	\$ 16,296,220	\$ 16,904,116	\$ 607,896
Salaries & Benefits	\$ 27,157,564	\$ 28,822,096	\$ 1,664,532
- Reduction for Salaries Charged to Projects	\$ (1,130,258)	\$ (1,673,973)	\$ (543,715)
Services & Supplies	\$ 20,381,904	\$ 19,647,823	\$ (734,081)
Contribution to OPEB/CalPERS Liability Fund	\$ 500,000	\$ 1,000,000	\$ 500,000
Vehicle/Equipment Capital Reserve	\$ 1,000,000	\$ 2,000,000	\$ 1,000,000
Operating Reserve	\$ 1,278,617	\$ 450,346	\$ (828,271)
Projects			\$ -
Information Systems	\$ 501,422	\$ 805,910	\$ 304,488
Planning	\$ 1,068,684	\$ 999,000	\$ (69,684)
Environmental Mitigation	\$ 263,398	\$ 1,338,666	\$ 1,075,268
Train Control	\$ -	\$ 2,500,000	\$ 2,500,000
Equipment	\$ 69,500	\$ 1,200,000	\$ 1,130,500
Non-Revenue Vehicles	\$ 1,037,906	\$ 571,000	\$ (466,906)
Shuttle	\$ -	\$ 100,000	\$ 100,000
Maintenance of Way, Track, Facilities	\$ 291,333	\$ 568,389	\$ 277,056
Vehicle Maintenance (DMUs)	\$ 2,037,000	\$ 1,801,218	\$ (235,782)
Pathways	\$ 16,375,801	\$ 26,940,744	\$ 10,564,943
Extensions	\$ 37,095,913	\$ 38,555,872	\$ 1,459,959
Miscellaneous	\$ -	\$ 113,987	\$ 113,987
Total	\$ 124,225,004	\$ 142,645,194	\$ 18,420,190

Passenger – Fund Balance and Reserves

Reserves & Fund Balance

- Pension & OPEB Liability Reserve
 - FY 2024 Year End - \$4,574,676
 - + \$1,000,000 = FY 2025 Year End - \$5,574,676
- Vehicles & Equipment Reserve
 - FY 2024 Year End - \$10,625,000
 - +\$2,000,000 = FY 2025 Year End - \$12,625,000
- Corridor Completion
 - FY 2024 Year End - \$7,000,000
 - FY 2025 Year End - \$7,000,000

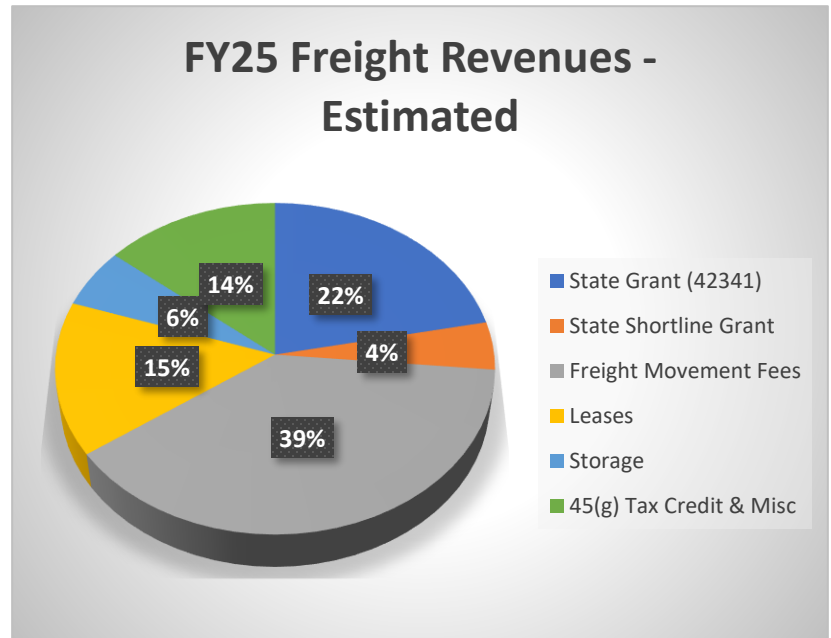
Reserves & Fund Balance

- Operating Reserve
 - FY 2024 Year End - \$11,278,617
 - +\$450,000 = FY 2025 Year End - \$11,728,617
- Fund Balance
 - Estimated FY 2024 Year End - \$81,342,877
 - - \$20,465,302 = FY 2025 Estimated Year End - \$60,494,300

Freight - Revenues

Revenues

Revenue Source	FY25 Estimated
State Grant (42341)	\$ 393,549
State Shortline Grant	\$ 83,960
Freight Movement Fees	\$ 700,000
Leases	\$ 270,000
Storage	\$ 104,800
45(g) Tax Credit & Misc	\$ 253,000
Total	\$ 1,805,309



Freight – Expenditures

Strategies and Expenditures

- Increase annual revenue
- Secure funding for capital/ SGR improvement (\$10 million)
- Market freight and storage opportunities at SMART
- Leverage storage track at Schellville and Burdell
- Promote transload opportunities at Victory Station (Schellville)
- Acquire new business
- Examine freight tariffs and consider increasing fees
- Manage maintenance requirements
 - Bridges, tracks, crossings, equipment, etc.

Freight	FY25
Operations	\$ 767,290
Capital	\$ 167,920
Salary and Benefits	\$ 870,099
Total Freight	\$ 1,805,309

Reserves & Fund Balance

- Operating Reserve - none
- Fund Balance
 - Estimated FY 2024 Year End - \$393,549
 - - \$393,549 = FY 2025 Estimated Year End - \$0

Next Steps

Next Steps

- Draft Budget Published for Public Review
 - May 10th
- COC meeting
 - May 22nd
- Public Comments Due
 - May 31st
- Incorporate comments if appropriate
- Final Budget for Board Approval June 18th

Questions?

Connect with us:

www.SonomaMarinTrain.org



Customer Service:

CustomerService@SonomaMarinTrain.org

(707) 794- 3330

